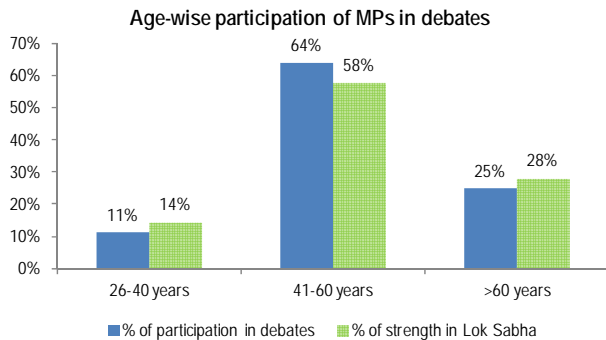


# Vital Stats

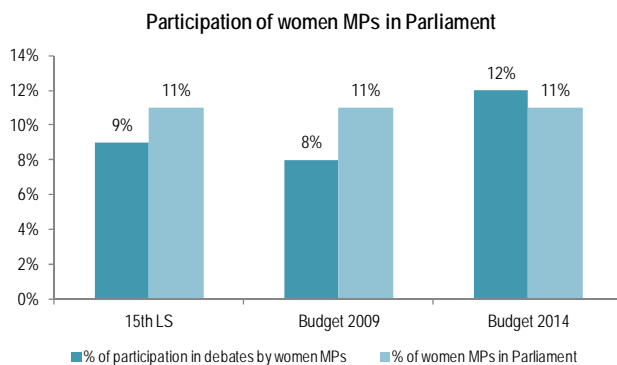
## Participation of Lok Sabha MPs in Budget Session 2014

### Older MPs continue to participate more in Parliamentary debates than young MPs



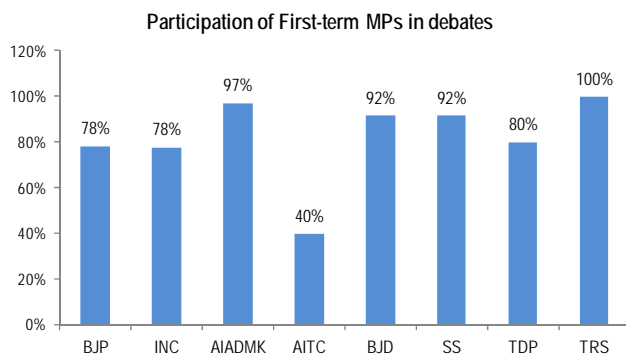
- MPs upto the age of 40 years constitute 14% of the 16<sup>th</sup> Lok Sabha. They participated in 11% of the debates in Lok Sabha.
- In contrast, MPs in the age group of 41-60 years constitute 58% of Lok Sabha and participated in 64% of the debates.
- On average, a young MP participated in 3.5 debates while their older colleagues averaged 4.6 debates each.

### Women MPs marginally outperformed their male colleagues in participation in debates



- Women MPs participated in 12% of the debates in Lok Sabha, slightly higher than their strength (11%) in Parliament.
- This is in contrast with the performance of women MPs in the last Lok Sabha when they participated in just 9% of the debates despite having 11% of the seats.
- Women MPs, on average spoke 4.6 times, compared to 4.4 times by their male counterparts in this session.

### Of the 304 non-minister first-timers, 246 MPs took part in at least one debate



- In the 16<sup>th</sup> Lok Sabha, 314 MPs are first-term MPs, of which 10 are ministers. Of these MPs, 246 participated in debates during the session.
- In terms of major parties, all the first-timers from TRS spoke during the session, while only 40% of the AITC first-timers did so.
- It appears that experience helps MPs get an opportunity to speak. On average, a first-timer took part in 3.7 debates while an experienced MP participated in 5.7 debates in this session.

Note: Parties with more than 7 First-term MPs

Source: All data was compiled from the Bulletin I of Lok Sabha and Rajya Sabha. Data upto August 13, 2014 has been used for the above analysis.

Note: Please note that in this analysis, we have excluded Ministers as they represent the Government.

DISCLAIMER: This document is being furnished to you for your information. You may choose to reproduce or redistribute this report for non-commercial purposes in part or in full to any other person with due acknowledgement of PRS Legislative Research ("PRS"). The opinions expressed herein are entirely those of the author(s). PRS makes every effort to use reliable and comprehensive information, but PRS does not represent that the contents of the report are accurate or complete. PRS is an independent, not-for-profit group. This document has been prepared without regard to the objectives or opinions of those who may receive it.